

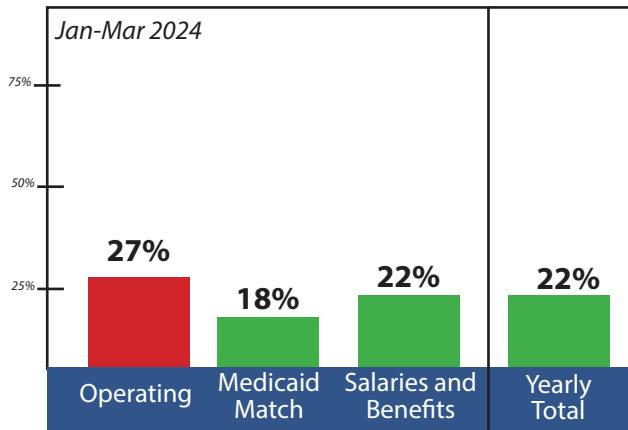
- Fiscal Indicators -

1st Quarter 2024




EXPENSES

Projected for 2024
\$26,077,803.00
Current Year-to Date
\$5,688,054.95



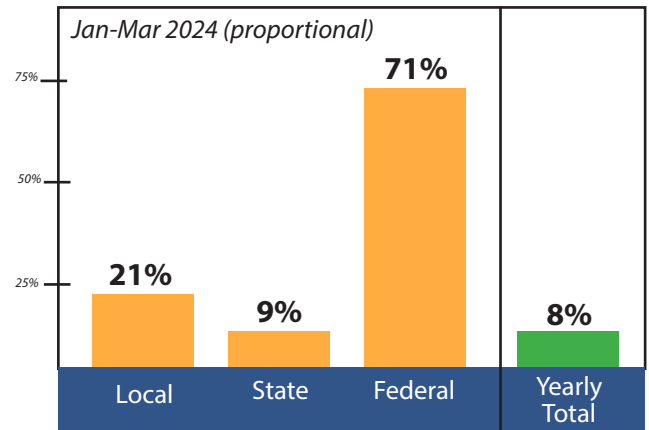
■ Under Projection

■ At Projection




REVENUE

Projected for 2024
\$25,164,155.00
Current Year-to-Date
\$1,986,571.32



■ Over Projection

■ Neutral



WAIVERS*

2024 Starting
Waiver Count

628

Service Dates - Billing Cycle
10/1/2023 thru 12/31/2023

Paid to Providers for Services Needed

\$6,800,182.48

- 4.7% from last quarter

MCBDD Responsibility Local Match

Provider Services Above

\$1,751,914.56

- 5.8% from last quarter

Year to Date

**Additional
23**

**Removed
-19**

**Total
632**

**Net
+4**
From Start of Year

1st Quarter

Type	Jan 1, 2024	Additional	Removed	Mar 31, 2024
I/O	338	13	-10	341
Level 1	234	9	-5	238
Self	56	1	-4	53

2nd Quarter

Type	Apr 1, 2024	Additional	Removed	Jun 30, 2024
I/O				
Level 1				
Self				

3rd Quarter

Type	Jul 1, 2024	Additional	Removed	Sep 31, 2024
I/O				
Level 1				
Self				

4th Quarter

Type	Oct 1, 2024	Additional	Removed	Dec 31, 2024
I/O				
Level 1				
Self				

* Waivers are one way to pay, through the Medicaid program, for services a person with developmental disabilities needs to live their life in the community.

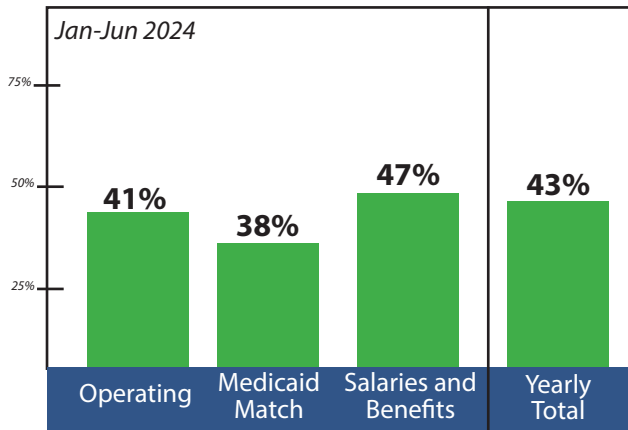
- Fiscal Indicators -

2nd Quarter 2024




EXPENSES

Projected for 2024
\$26,077,803.00
Current Year-to Date
\$11,186,334.31



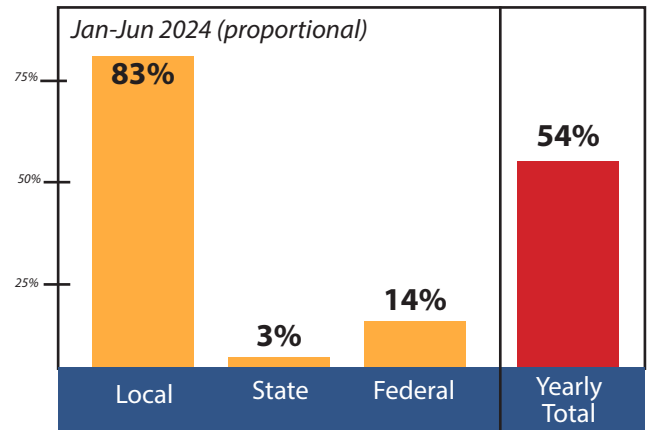
■ Under Projection

■ At Projection




REVENUE

Projected for 2024
\$25,164,155.00
Current Year-to-Date
\$13,594,869.13



■ Over Projection

■ Neutral



WAIVERS*

2024 Starting
Waiver Count

628

Service Dates - Billing Cycle
1/1/2024 thru 3/31/2024

**Paid to Providers
for Services Needed**

\$9,184,658.44
+ 35.1% from last quarter

**MCBDD Responsibility
Local Match**

Provider Services Above
\$2,504,164.46
+42.9% from last quarter

NOTE: Increases reflect impact of new Medicaid service rate increases approved in the state budget bill, HB 33.

Year to Date	Additional 45	Removed -32	Total 641	Net +13 From Start of Year
--------------	------------------	----------------	--------------	----------------------------------

1st Quarter

Type	Jan 1, 2024	Additional	Removed	Mar 31, 2024
I/O	338	13	-10	341
Level 1	234	9	-5	238
Self	56	1	-4	53

2nd Quarter

Type	Apr 1, 2024	Additional	Removed	Jun 30, 2024
I/O	341	9	-4	346
Level 1	238	9	-6	241
Self	53	4	-3	54

3rd Quarter

Type	Jul 1, 2024	Additional	Removed	Sep 31, 2024
I/O				
Level 1				
Self				

4th Quarter

Type	Oct 1, 2024	Additional	Removed	Dec 31, 2024
I/O				
Level 1				
Self				

* Waivers are one way to pay, through the Medicaid program, for services a person with developmental disabilities needs to live their life in the community.