

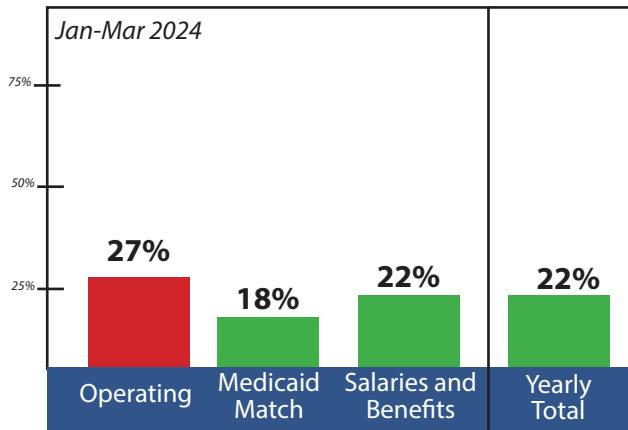
- Fiscal Indicators -

1st Quarter 2024




EXPENSES

Projected for 2024
\$26,077,803.00
Current Year-to Date
\$5,688,054.95



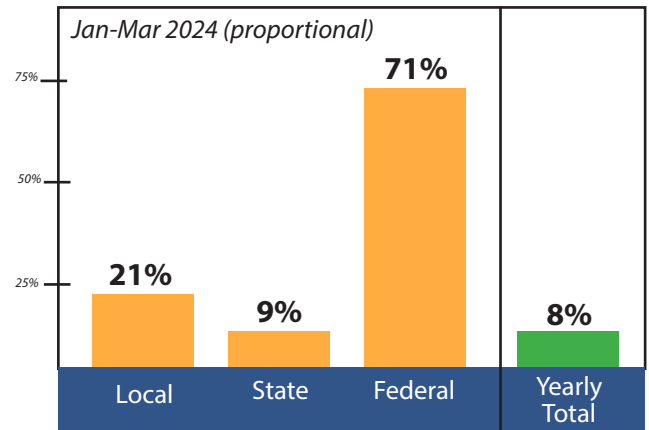
■ Under Projection

■ At Projection




REVENUE

Projected for 2024
\$25,164,155.00
Current Year-to-Date
\$1,986,571.32



■ Over Projection

■ Neutral



WAIVERS*

2024 Starting
Waiver Count

628

Service Dates - Billing Cycle
10/1/2023 thru 12/31/2023

Paid to Providers for Services Needed

\$6,800,182.48

- 4.7% from last quarter

MCBDD Responsibility Local Match

Provider Services Above

\$1,751,914.56

- 5.8% from last quarter

Year to Date

**Additional
23**

**Removed
-19**

**Total
632**

**Net
+4**
From Start of Year

1st Quarter

Type	Jan 1, 2024	Additional	Removed	Mar 31, 2024
I/O	338	13	-10	341
Level 1	234	9	-5	238
Self	56	1	-4	53

2nd Quarter

Type	Apr 1, 2024	Additional	Removed	Jun 30, 2024
I/O				
Level 1				
Self				

3rd Quarter

Type	Jul 1, 2024	Additional	Removed	Sep 31, 2024
I/O				
Level 1				
Self				

4th Quarter

Type	Oct 1, 2024	Additional	Removed	Dec 31, 2024
I/O				
Level 1				
Self				

* Waivers are one way to pay, through the Medicaid program, for services a person with developmental disabilities needs to live their life in the community.

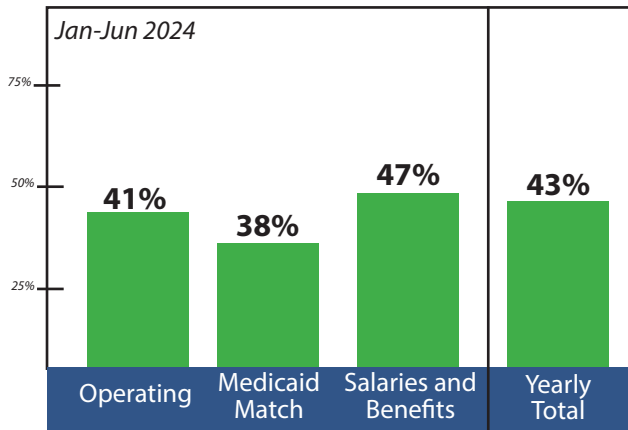
- Fiscal Indicators -

2nd Quarter 2024




EXPENSES

Projected for 2024
\$26,077,803.00
Current Year-to Date
\$11,186,334.31



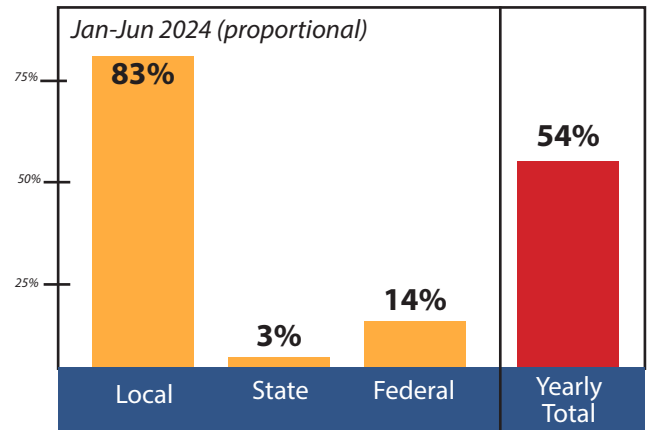
■ Under Projection

■ At Projection




REVENUE

Projected for 2024
\$25,164,155.00
Current Year-to-Date
\$13,594,869.13



■ Over Projection

■ Neutral



WAIVERS*

2024 Starting
Waiver Count
628

Service Dates - Billing Cycle
1/1/2024 thru 3/31/2024

Paid to Providers for Services Needed

\$9,184,658.44
+ 35.1% from last quarter

MCBDD Responsibility Local Match

Provider Services Above
\$2,504,164.46
+42.9% from last quarter

NOTE: Increases reflect impact of new Medicaid service rate increases approved in the state budget bill, HB 33.

Year to Date	Additional 45	Removed -32	Total 641	Net +13 From Start of Year
--------------	------------------	----------------	--------------	----------------------------------

1st Quarter

Type	Jan 1, 2024	Additional	Removed	Mar 31, 2024
I/O	338	13	-10	341
Level 1	234	9	-5	238
Self	56	1	-4	53

2nd Quarter

Type	Apr 1, 2024	Additional	Removed	Jun 30, 2024
I/O	341	9	-4	346
Level 1	238	9	-6	241
Self	53	4	-3	54

3rd Quarter

Type	Jul 1, 2024	Additional	Removed	Sep 31, 2024
I/O				
Level 1				
Self				

4th Quarter

Type	Oct 1, 2024	Additional	Removed	Dec 31, 2024
I/O				
Level 1				
Self				

* Waivers are one way to pay, through the Medicaid program, for services a person with developmental disabilities needs to live their life in the community.

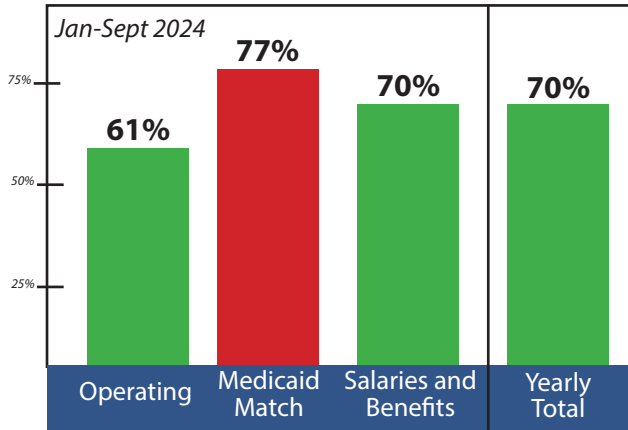
- Fiscal Indicators -

3rd Quarter 2024




EXPENSES

Projected for 2024
\$26,079,003.00
Current Year-to Date
\$18,291,534.62



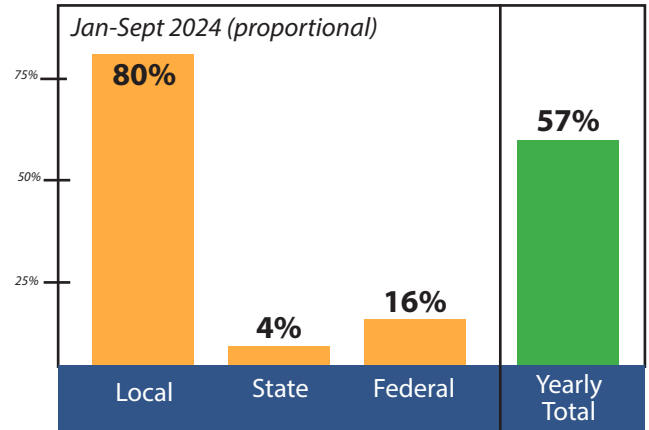
■ Under Projection

■ At Projection




REVENUE

Projected for 2024
\$25,164,155.00
Current Year-to-Date
\$14,408,076.63



■ Over Projection

■ Neutral



WAIVERS*

2024 Starting
Waiver Count
628

Service Dates - Billing Cycle
4/1/2024 thru 6/30/2024

Paid to Providers for Services Needed

\$9,457,692.51
+ 2.3% from last quarter

MCBDD Responsibility Local Match

Provider Services Above
\$2,587,366.28
+3.3% from last quarter

Year to Date	Additional 71	Removed -43	Total 656	Net +28 From Start of Year
--------------	------------------	----------------	--------------	----------------------------------

1st Quarter

Type	Jan 1, 2024	Additional	Removed	Mar 31, 2024
I/O	338	13	-10	341
Level 1	234	9	-5	238
Self	56	1	-4	53

2nd Quarter

Type	Apr 1, 2024	Additional	Removed	Jun 30, 2024
I/O	341	9	-4	346
Level 1	238	9	-6	241
Self	53	4	-3	54

3rd Quarter

Type	Jul 1, 2024	Additional	Removed	Sep 31, 2024
I/O	346	10	-1	355
Level 1	241	13	-7	247
Self	54	3	-3	54

4th Quarter

Type	Oct 1, 2024	Additional	Removed	Dec 31, 2024
I/O				
Level 1				
Self				

* Waivers are one way to pay, through the Medicaid program, for services a person with developmental disabilities needs to live their life in the community.

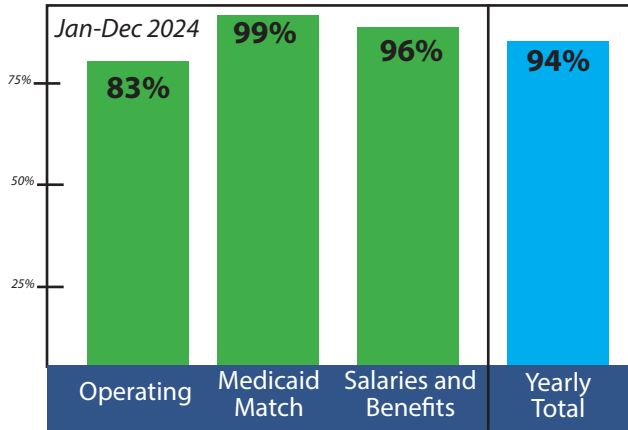
- Fiscal Indicators -

4th Quarter 2024




EXPENSES

Projected for 2024
\$26,079,003.00
Current Year-to Date
\$24,611,176.61



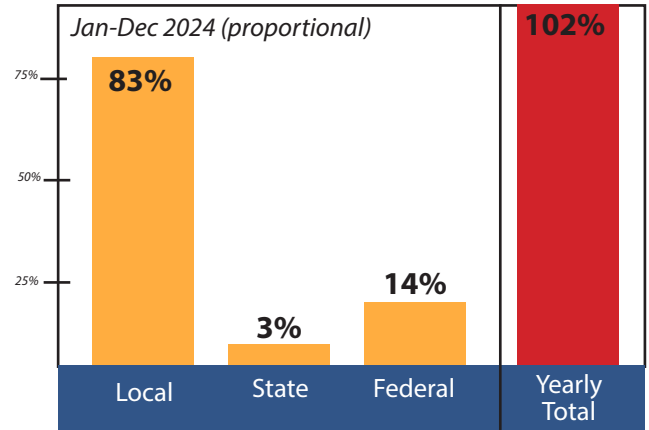
■ Under Projection

■ At Projection




REVENUE

Projected for 2024
\$24,164,155.00
Current Year-to-Date
\$25,647,646.09



■ Over Projection

■ Neutral



WAIVERS*

2024 Starting Waiver Count

628

Service Dates - Billing Cycle
7/1/2024 thru 9/30/2024

Paid to Providers for Services Needed

\$10,767,052.39
+ 14% from last quarter

MCBDD Responsibility Local Match

Provider Services Above
\$2,944,135.22
+14% from last quarter

Year to Date	Additional 95	Removed -51	Total 672	Net +44 From Start of Year
--------------	------------------	----------------	--------------	----------------------------------

1st Quarter

Type	Jan 1, 2024	Additional	Removed	Mar 31, 2024
I/O	338	13	-10	341
Level 1	234	9	-5	238
Self	56	1	-4	53

2nd Quarter

Type	Apr 1, 2024	Additional	Removed	Jun 30, 2024
I/O	341	9	-4	346
Level 1	238	9	-6	241
Self	53	4	-3	54

3rd Quarter

Type	Jul 1, 2024	Additional	Removed	Sep 31, 2024
I/O	346	10	-1	355
Level 1	241	13	-7	247
Self	54	3	-3	54

4th Quarter

Type	Oct 1, 2024	Additional	Removed	Dec 31, 2024
I/O	355	7	-1	361
Level 1	247	14	-7	254
Self	54	3	0	57

* Waivers are one way to pay, through the Medicaid program, for services a person with developmental disabilities needs to live their life in the community.